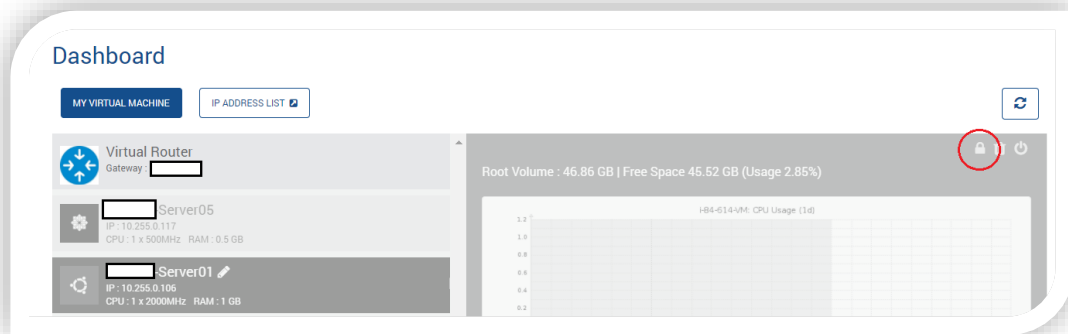


How to reset a virtual machine password

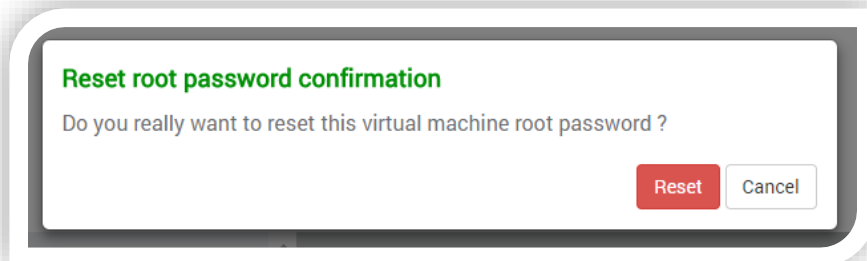
Reset a virtual machine password

A. From the Web Portal

- Login to the **Web Portal**
- Select the VM that needs a password reset
- Make sure the VM is **turned off** and click on the **lock icon**



- Confirm that you want to reset the password of the virtual machine

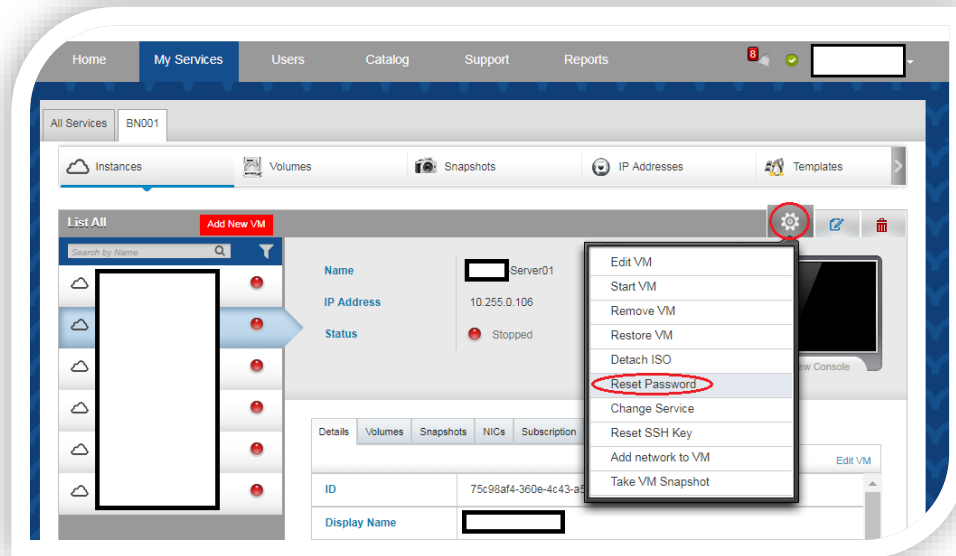


- The new password will show up on the screen once it has been reset

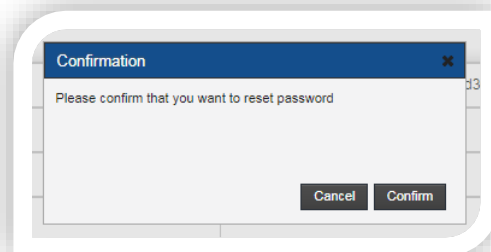


B. From the GIOCloud Portal

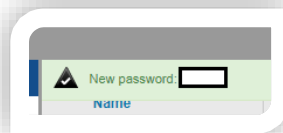
- From the **GIOCloud Portal**, go to **My Services => Manage Resources => Instances**
- Select your VM and make sure it is **turned off**
- Click on the **gear icon** and select **Reset Password**



- Confirm that you want to reset the password



- The new password will show on the screen once it has been reset



If you have any questions please check our FAQ section. If you still cannot find what you are looking for or believe that there is a careless mistake in this document, please contact our support at support@leapsolutions.co.th or send us your inquiry through our [Inquiry Form](#) located on your Web Portal.